



ಬೃಹತ್ ಬೆಂಗಳೂರು ಮಹಾನಗರ ಪಾಲಿಕೆ  
Bruhat Bengaluru Mahanagara Palike

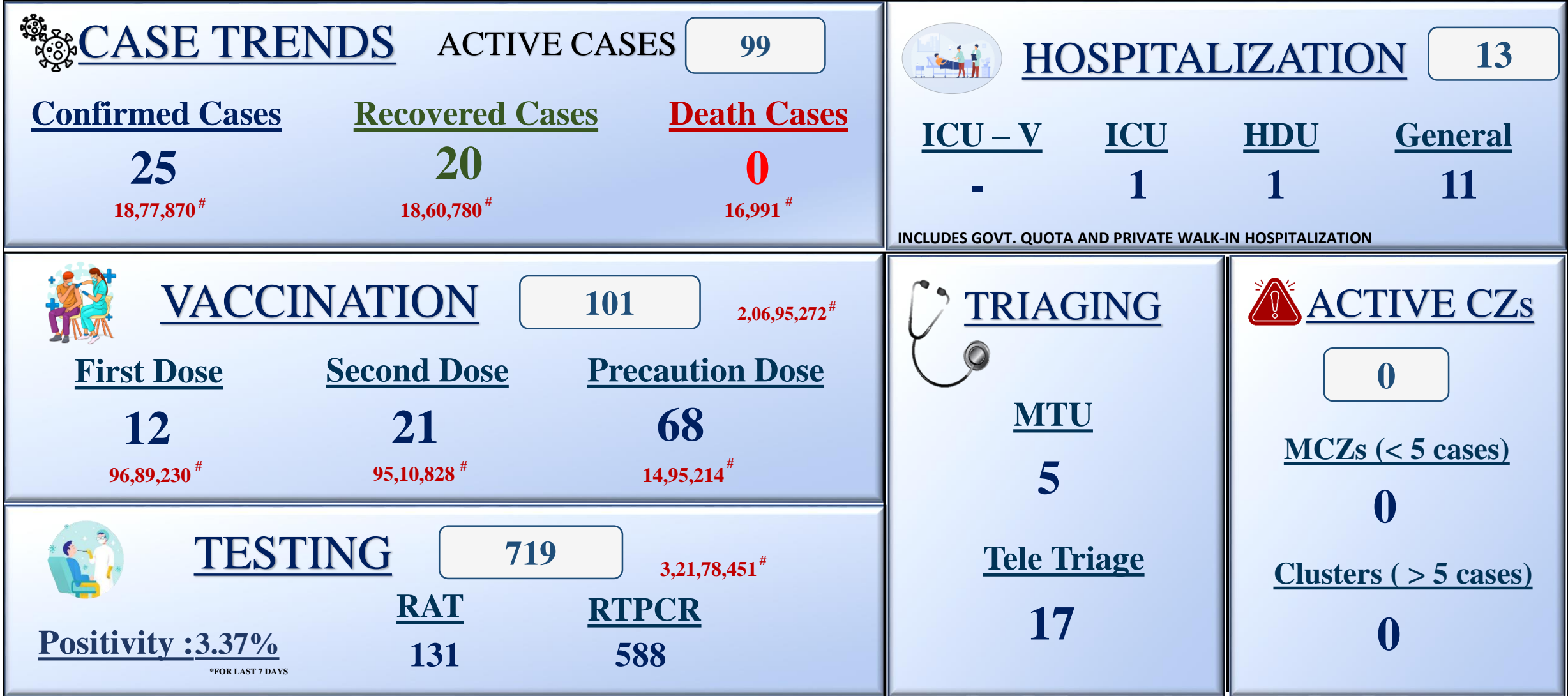


# BBMP COVID-19 WAR ROOM 22.02.2023

BBMP / COVID-19 WAR ROOM / BULLETIN – 1066/ 22.02.2023 / #BBMPfightsCOVID19



# OVERVIEW OF COVID-19 IN BENGALURU



# : indicates cumulative numbers till date



# ABSTRACT OF COVID-19 SCENARIO IN BENGALURU


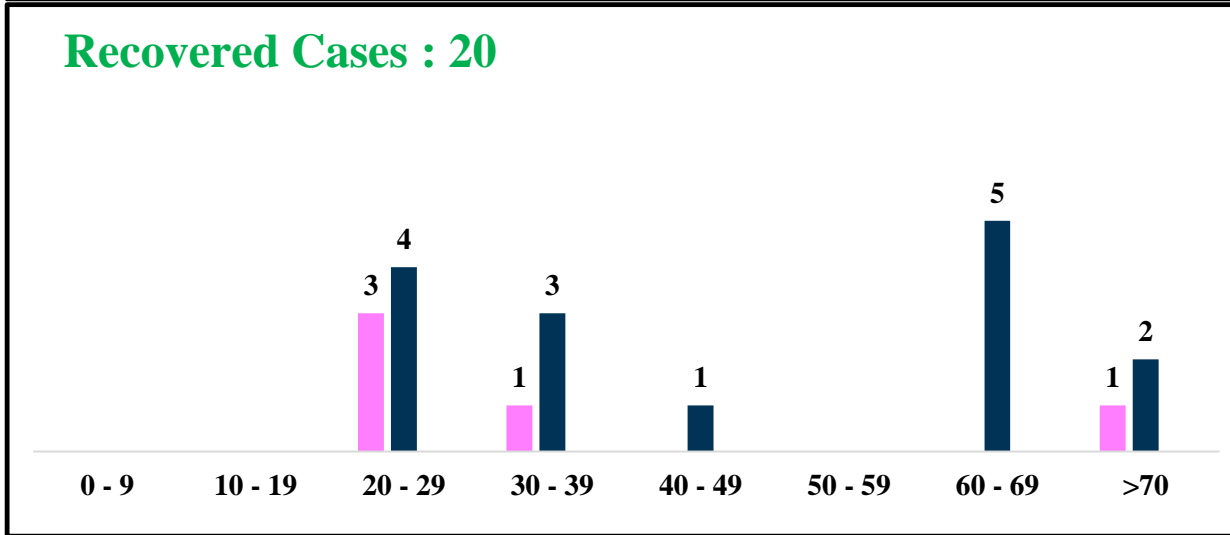
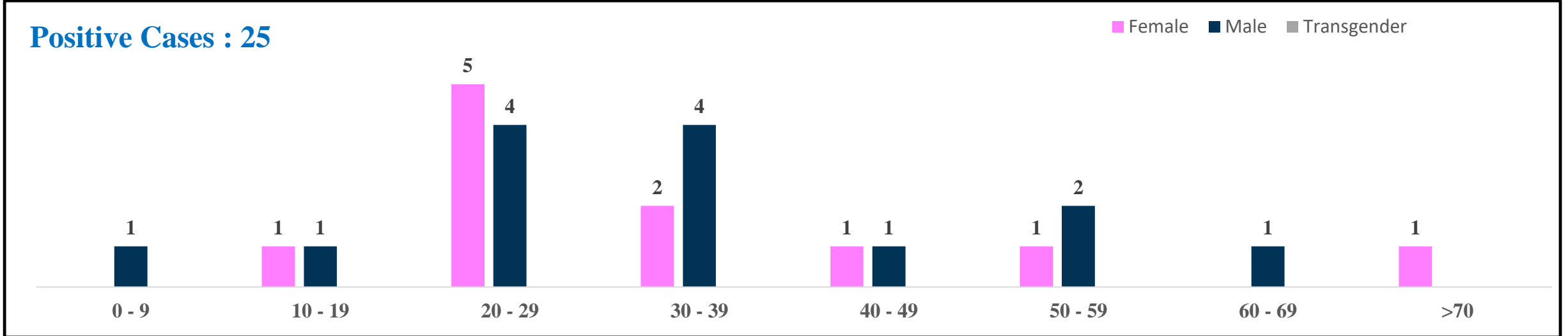


	MALE			FEMALE			TRANSGENDER			TOTAL		
	Last 24 Hours	Last 7 Days	Cumulative	Last 24 Hours	Last 7 Days	Cumulative	Last 24 Hours	Last 7 Days	Cumulative	Last 24 Hours	Last 7 Days	Cumulative
<b>Positive Cases</b>	14	84	11,07,256	11	63	7,70,418	0	0	196	25	147	18,77,870
<b>Recovered Cases</b>	15	78	10,94,873	5	53	7,64,777	0	0	187	20	131	18,60,780
<b>Death Cases</b>	0	0	10,761	0	0	6,226	0	0	4	0	0	16,991
<b>Total Tests Done</b>	<b>In Last 24 hrs. : 719</b>			<b>In last 7 days : 4,365</b>			<b>Cumulative : 3,21,78,451</b>					
<b>Vaccine Doses Administered</b>	<b>In Last 24 hrs. : 101</b>			<b>In last 7 days : 1,448</b>			<b>Cumulative : 2,06,95,272</b>					
<b>ACTIVE CASES</b>							<b>99</b>					

\*Covid deaths occurred today : 00 | Covid deaths occurred beyond last 24hrs., reported today : 00



# LAST 24 HOURS AGE GROUP AND GENDER WISE DISTRIBUTION

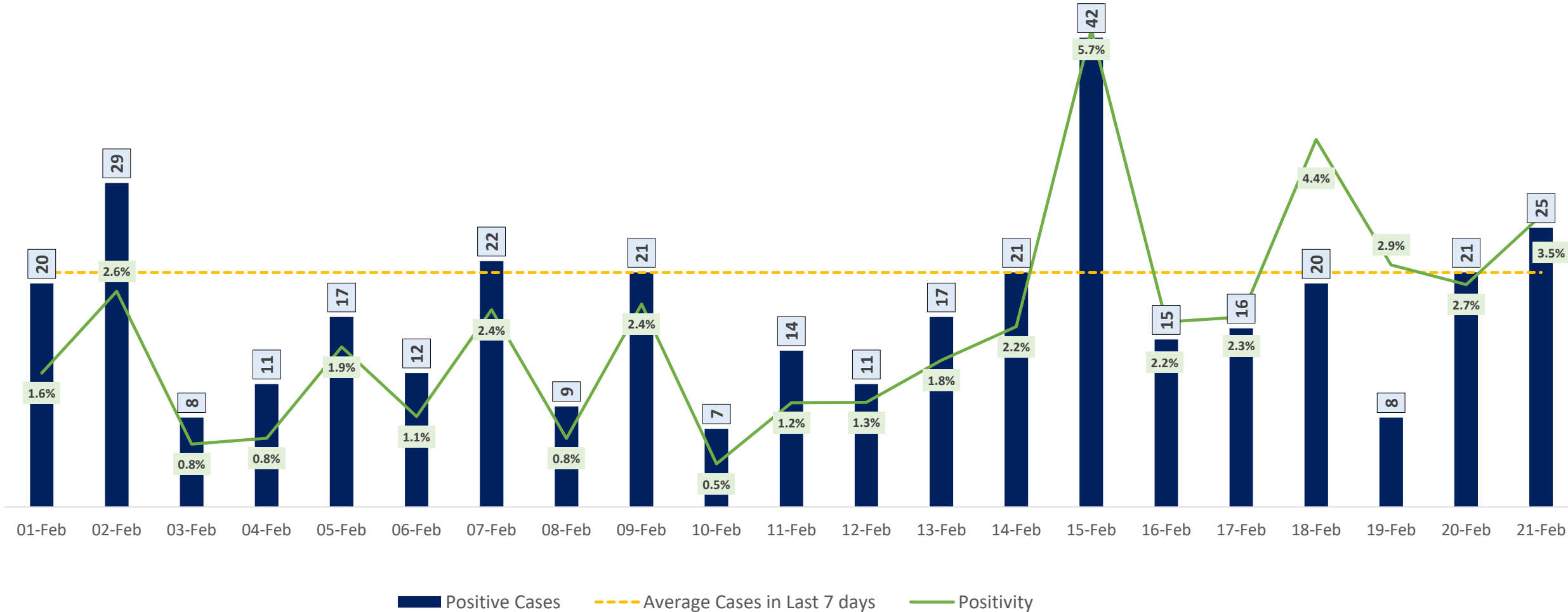




# POSITIVITY RATE OF BENGALURU – LAST 21 DAYS



Average Cases in Last 7 days : 21

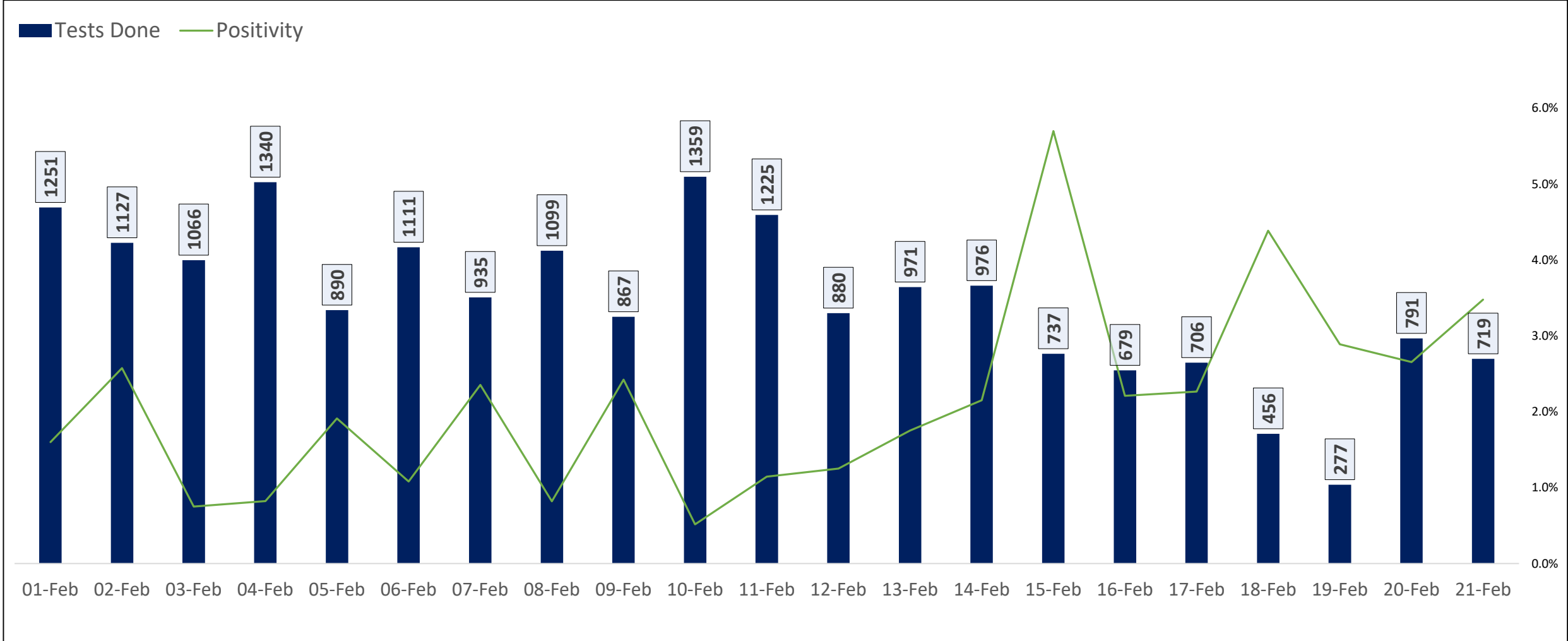




# TESTING TRENDS IN BENGALURU

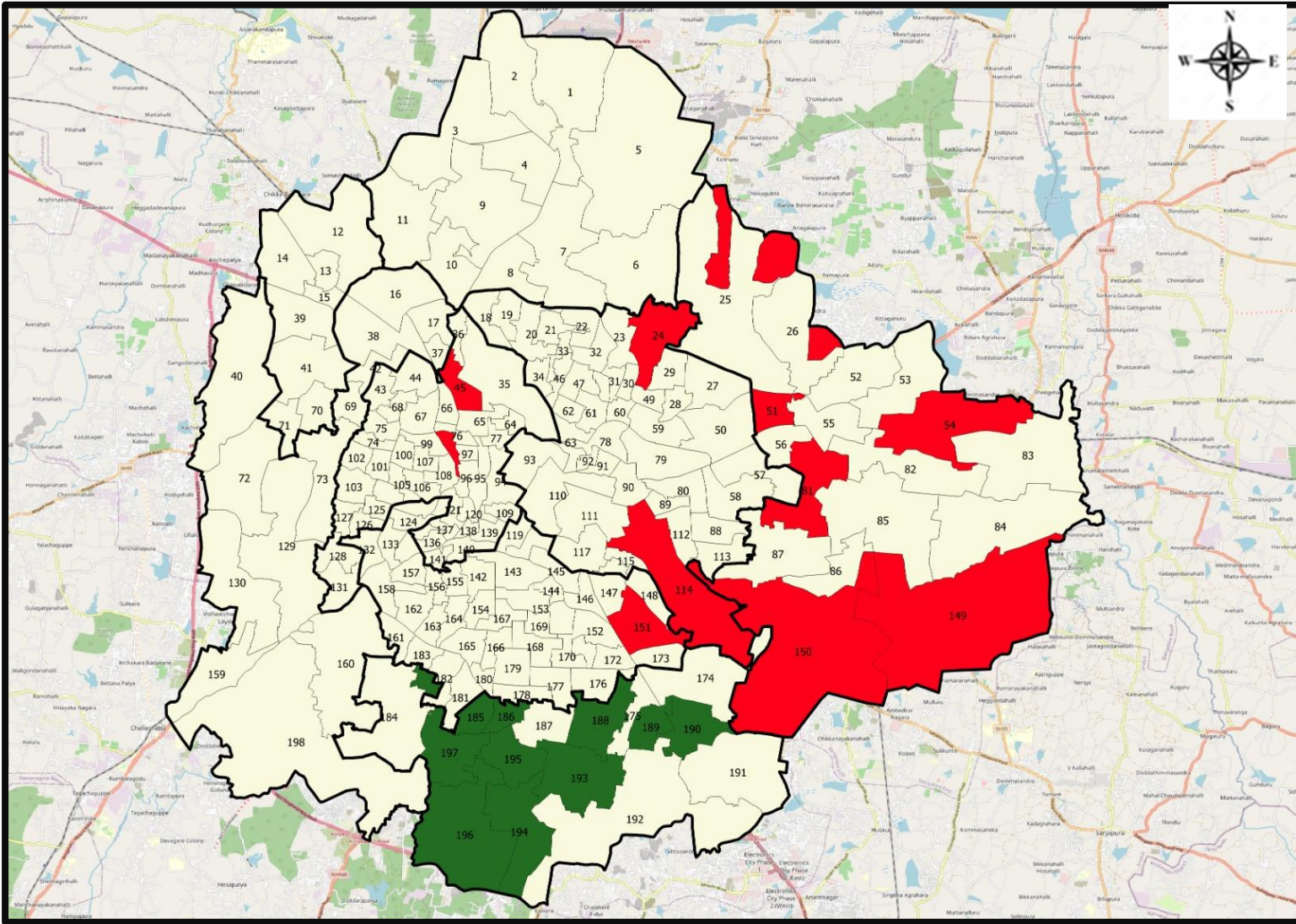


Total Test Conducted Till Date	Test Conducted Last 24 hours	Last 7 Days Average
3,21,78,451	719	624





# BENGALURU URBAN MAP SHOWING TREND OF POSITIVE CASES IN LAST 7 DAYS



## Top 10 wards reporting highest number of positive cases in last 10 days

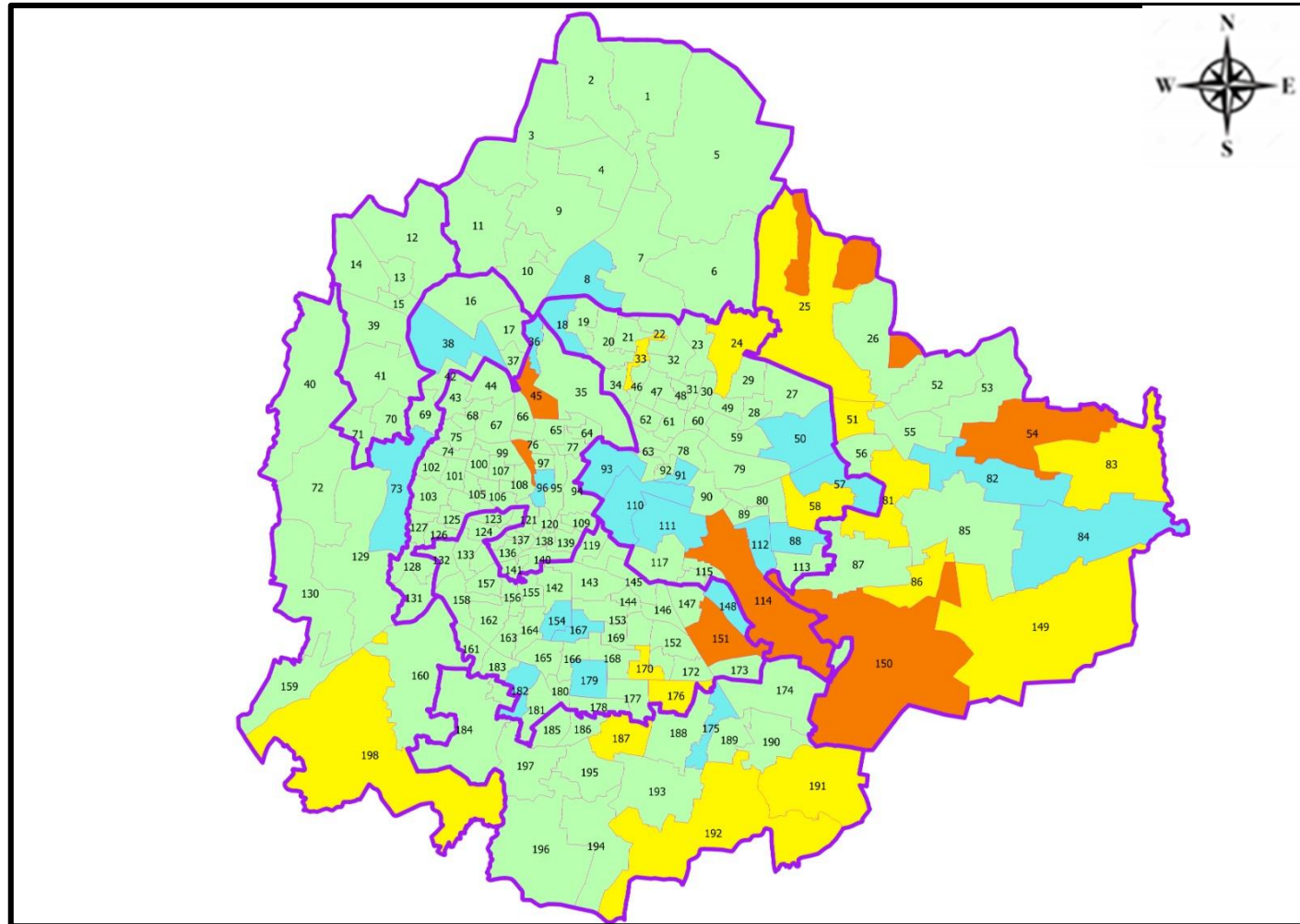
Ward No.	Ward Name	Daily Cases Average
54	Hudi	2
150	Bellanduru	1
45	Malleswaram	1
98	Prakash Nagar	1
114	Agara	1
151	Koramangala	1
51	Vijnanapura	1
81	Vijnana Nagar	1
149	Varthuru	1
24	HBR Layout	1







## Top 10 wards reporting least number of positive cases in last 7 days

Ward No.	Ward Name	Daily Cases Average
197	Vasanthpura	0
196	Anjanapura	0
195	Konanakunte	0
194	Gottigere	0
193	Arakere	0
190	Mangammanapalya	0
189	Hongasandra	0
188	Bilekhali	0
186	Jaraganahalli	0
185	Yelchenahalli	0



# BENGALURU MAP SHOWING INTENSITY OF POSITIVE CASES IN LAST 7 DAYS



-  **Level 1 : 0 to 1 Cases**
-  **Level 2 : 1 to 3 Cases**
-  **Level 3 : 3 to 5 Cases**
-  **Level 4 : 5 to 10 Cases**
-  **Level 5 : More than 10 Cases**
-  **Zone Boundaries**

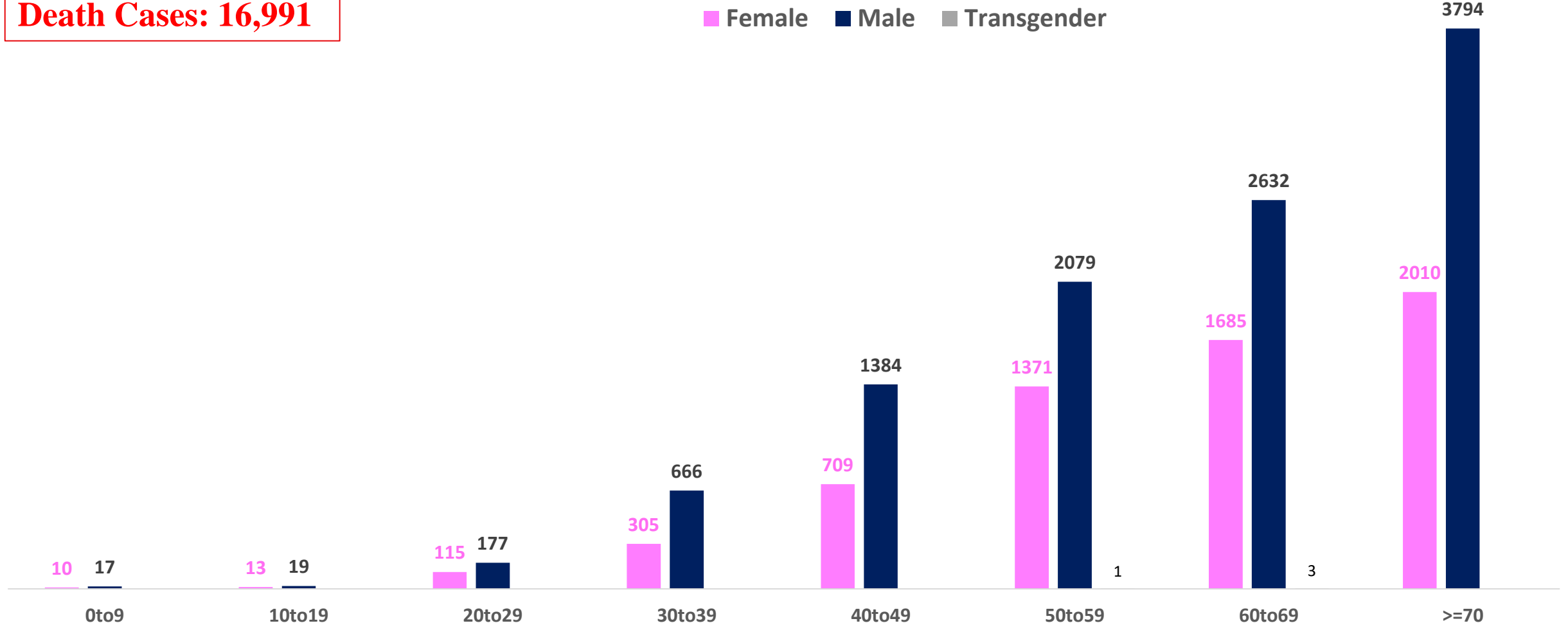




# AGE AND GENDER WISE DISTRIBUTION OF DEATH CASES



**Death Cases: 16,991**





# COVID-19 SCENARIO IN BENGALURU AND OTHER METROPOLITIAN CITIES



CITY NAME	Positive Cases	Active Cases	Recovered	Deceased	Vaccine Doses Administered
New Delhi	20,07,377	10	19,80,845	26,522	3,73,17,328
Bengaluru*	18,77,870	99	18,60,780	16,991	2,37,78,980
Mumbai	11,54,329	12	11,34,570	19,747	2,21,34,555
Chennai	7,93,255	9	7,84,175	9,071	1,13,96,462

Source : <https://dashboard.cowin.gov.in/> at 5:00pm (22.02.2023)  
Source : <https://www.covid19bharat.org/> at 5:00pm (22.02.2023)

\*includes BBMP & Bengaluru Urban



# SNAPSHOT OF COVID-19 CASES IN BENGALURU URBAN



**Total Wards With  
0 Cases\* :  
124**

**Tests Conducted  
on 21.02.2023:  
719**

**Recovery  
Rate\*:  
99.09%**

**Total  
Active Cases :  
99**

**Total Vaccinated  
on 21.02.2023:  
101**

**Positivity  
Rate\* :  
3.37%**

**Active  
Rate\*:  
0.01%**

**Case  
Fatality Rate\* :  
0.00%**





\*Total positive cases In the past 7 days

\*CFR and positivity is for Past 7 days



ಬೃಹತ್ ಬೆಂಗಳೂರು ಮಹಾನಗರ ಪಾಲಿಕೆ  
Bruhat Bengaluru Mahanagara Palike



<b>Download BBMP Bulletin</b>	<a href="https://apps.bbmpgov.in/covid19/mediabulletin.php">https://apps.bbmpgov.in/covid19/mediabulletin.php</a>
<b>To register for vaccination :</b>	<a href="https://selfregistration.cowin.gov.in/">https://selfregistration.cowin.gov.in/</a>
<b>BBMP COVID19 Dashboard:</b>	<a href="https://apps.bbmpgov.in/covid19/">https://apps.bbmpgov.in/covid19/</a>
<b>Follow us on:</b>	 <a href="http://www.facebook.com/bbmp.comm1/">www.facebook.com/bbmp.comm1/</a>
	 <a href="https://twitter.com/BBMPCOMM">twitter.com/BBMPCOMM</a>
	  <a href="https://www.instagram.com/BBMPSplHealth">BBMPSplHealth</a>

Issued by:

Honorable Chief Commissioner, BBMP  
Special Commissioner Health, BBMP  
MD, Bengaluru Smart City Limited

**THANK YOU !**

ಬೃಹತ್ ಬೆಂಗಳೂರು ಮಹಾನಗರ ಪಾಲಿಕೆ  
Bruhat Bengaluru Mahanagara Palike

**ನಾಯಿ ಕಚ್ಚಿದಾಗ ತಕ್ಷಣ ಅನುಸರಿಸಬೇಕಾದ  
ಪ್ರಥಮ ಚಿಕಿತ್ಸೆ ವಿಧಾನಗಳು**

 ನಾಯಿ ಕಚ್ಚಿದ ಗಾಯವನ್ನು ಹರಿಯುವ ನೀರಿನಿಂದ ಸಾಬೂನನ್ನು ಉಪಯೋಗಿಸಿ 15 ನಿಮಿಷಗಳು ತೊಳೆಯಿರಿ

 ಕಚ್ಚಿದ ಗಾಯಕ್ಕೆ Dettol ಅಥವಾ ಇನ್ನಿತರೆ anti-septic ದ್ರವವನ್ನು ಹಚ್ಚಿ



 ಆಂಟಿ ರೇಬೀಸ್ ಲಸಿಕೆಗಾಗಿ ಹಾಗೂ ಸೂಕ್ತ ಚಿಕಿತ್ಸೆ ಗಾಗಿ ಹತ್ತಿರದ ವೈದ್ಯರನ್ನು ಅಥವಾ ಬಿಬಿಎಂಪಿ ಅಸ್ಪತ್ರೆಯನ್ನು ಸಂಪರ್ಕಿಸಿ

  @BBMPSplHealth BBMP RABIES HELPLINE: 6364893322

